

# DAILY REPORT

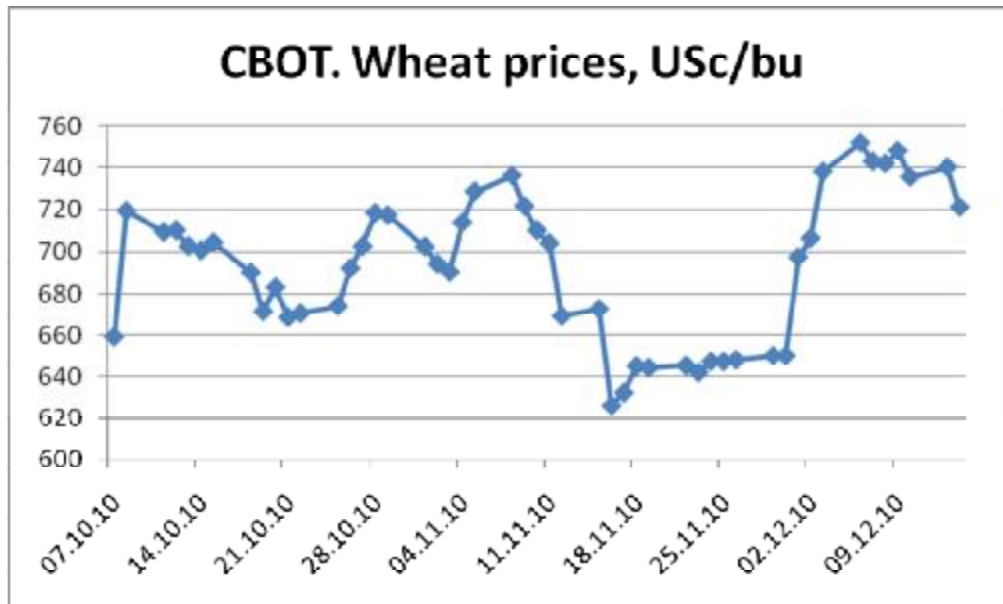
*This material is copyrighted. Reproduction in any form including photocopies, facsimile, digital or electronic reproduction without the express written consent of UKRAGROCONSULT is strictly prohibited.*

## GRAIN MARKET

Two international tenders were issued today to purchase milling wheat. The first one was issued by Egypt. The country intends to buy wheat with delivery during the last decade of December. It's the third Egypt's tender in December.

Iraq also intends to buy 100 KMT of milling wheat. Last week on December 12 Iraq purchased 250 KMT of U.S. wheat.

Most likely the buyers expect the further growth of prices in the near future and are making use of the temporary downward adjustment.



### Cash prices FOB (December 14)

Commodity	Origin	Quality	Price. \$/MT	Changes per day
Wheat	France	Milling soft	323.60	+7.91
	US. Gulf	SRW	319.04	+6.25
	US. Gulf	HRW	321.52	+7.44
	Argentina	HW	297.302	-3
	Ukraine	Milling (11.5%)	-	-
	Russia (Novorossiysk)	Milling (11.5%)	-	-
	Russia (Rostov-Azov)	Milling (11.5%)	-	-
	Kazakhstan (Actual)	Milling (11.5%)	316-333	-
	Kazakhstan DAF Russia	Milling (11.5%)	278-294	-
	Ukraine	Feed	-	-
	Russia (Novorossiysk)	Feed	-	-
	Russia (Rostov-Azov)	Feed	-	-
	Baltic Sea, Rostock (3.000 MT) EUR/MT	A-quality, 13% min	252	-
	Baltic Sea, Rostock (25.000 MT) EUR/MT	A-quality, 13% min	-	-
	Baltic Sea, Hamburg (3.000 MT) EUR/MT	B-quality, 12% min	238	-
Baltic Sea, Hamburg (25.000 MT) EUR/MT	B-quality, 12% min	-	-	

Corn	Argentina	Feed	260.73	-0.39
	US. Gulf	Feed	255.61	-0.49
	Ukraine	Feed	-	-
	Russia (Rostov-Azov)	Feed	-	-
Barley	France	Feed	278.05	+2.78
	Ukraine	Feed	-	-
	Russia (Novorossiysk)	Feed	-	-
	Russia (Rostov-Azov)	Feed	-	-

Ukrainian Domestic Grain Prices				
Commodity	December 14	Changes per Day	Changes per Week	Changes per Month
Milling wheat UAH/MT EXW	1580-1700	-	-	-
Feed wheat, UAH/MT EXW	1500-1600	-	-	-
Feed wheat, UAH/MT CPT	1550-1650	-	-	-
Feed Corn, UAH/MT EXW	1430-1580	-	-	+30
Feed Corn, UAH/MT CPT	1450-1620	-	-	-70
Feed Barley, UAH/MT EXW	1630-1830	-	-	+30
Feed Barley, UAH/MT CPT	1720-1850	-	-	-50

Grain futures, USD/MT								
Commodity	Exchange	Country	Month	14.12	13.12	Change	07.12	12.11
Barley	ASX	Australia	Jan	193.89	199.82	-5.93	213.69	215.94
	BCE	Hungary	Mar	-	-	-	-	-
	WCE	Canada	Dec	187.10	187.13	-0.03	186.29	178.66
Corn	BCE	Hungary	Mar	253.98	252.49	1.49	249.50	248.56
	CBOT	USA	Mar	231.18	231.65	-0.47	221.10	215.75
	MATIF	France	Jan	289.90	292.22	-2.32	285.47	280.81
Feed Wheat	BCE	Hungary	Sept	221.38	220.08	1.30	206.32	200.53
Milling wheat	ASX	Australia	Jan	325.82	333.03	-7.21	351.20	259.03
	CBOT	USA	Mar	280.42	286.67	-6.25	288.29	260.66
	MATIF	France	Jan	316.01	323.35	-7.34	309.45	291.08

Grain futures									
Commodity	Exchange	Country	Currency/Unit	Month	14.12	13.12	Change	07.12	12.11
Barley	ASX	Australia	AUD/MT	Jan	194.00	201.00	-7.00	216.00	218.00
	BCE	Hungary	HUF/MT	Mar	-	-	-	-	-
	WCE	Canada	CAD/MT	Dec	188.00	188.00	-	188.00	180.10
Corn	BCE	Hungary	HUF/MT	Mar	52200.00	52200.00	-	52000.00	50200.00
	CBOT	USA	US cents/bu	Mar	587.20	588.40	-1.20	561.60	548.00
	MATIF	France	EUR/MT	Jan	216.50	218.25	-1.75	214.25	205.00
Feed Wheat	BCE	Hungary	HUF/MT	Sept	45500.00	45500.00	-	43000.00	40500.00
Milling wheat	ASX	Australia	AUD/MT	Jan	326.00	335.00	-9.00	355.00	261.50
	CBOT	USA	US cents/bu	Mar	763.20	780.20	-17.00	784.60	709.40
	MATIF	France	EUR/MT	Jan	236.00	241.50	-5.50	232.25	212.50

## SUNSEED AND SUNOIL MARKET

**Egypt's** FIHC purchased 20 KMT of soyoil with delivery in the second half of January. FIHC bought the soyoil from Bunge at USD 1 289/MT.

\*\*\*

**Egypt's** Meditrade intends to purchase 20-25 KMT of soyoil and 10 KMT of sunflower oil with delivery in the second half of January and/or the first half of February. The deadline for bids is December 21.

\*\*\*

The **Iraq** State Foodstuff Trading Company issued an international tender to buy at least 30 KMT of sunflower oil. Offers are due till December 27 and must be valid for two weeks after tender closing. Any origin will be accepted apart from Ukraine and China. The date of shipment was not mentioned.

Prices of Ukrainian Oilseeds and Oils				
Commodity	December 14	Changes per Day	Changes per Week	Changes per Month
Sunoil USD/MT FOB Black Sea	1350 seller 1330 buyer Jan	+20	+10	-50
Sunoil UAH/MT, EXW	10500-10600	-	-	+400
Sunseed UAH/MT, EXW	4100-4200	-	-50	-150
Sunseed UAH/MT, CPT	4250-4300	-	-50	-100
Sunmeal USD/MT, FOB /DAF	265-275	-	-	-35
Soybeans UAH/MT, EXW	3100-3250	-	-50	-
Rapeseed UAH/ MT, EXW	-	-	-	-

Oilcrop futures									
Commodity	Exchange	Country	Currency/ Unit	Month	14.12	13.12	Change	07.12	12.11
Rapeseed	ASX	Australia	AUD/MT	Jan	573.50	556.00	17.50	556.00	515.00
	BCE	Hungary	HUF/MT	Mar	120000.00	120000.00	-	116000.00	-
	MATIF	France	EUR/MT	Feb	478.00	480.50	-2.50	455.50	424.50
	WCE	Canada	CAD/MT	Jan	564.10	570.90	-6.80	558.20	537.10
Soybean	CBOT	USA	US cent/ bu	Jan	1296.00	1302.40	-6.40	1285.40	158.00
Soybean meal	CBOT	USA	US cent/short ton	Jan	342.20	342.80	-0.60	344.30	341.70
Soybean oil	CBOT	USA	US cent/ lb	Jan	55.09	55.45	-0.36	53.80	52.85
Sunseed	BCE	Hungary	HUF/MT	Mar	136000.00	136000.00	-	133000.00	129000.00

Oilcrop futures. USD/MT								
Commodity	Exchange	Country	Month	14.12	13.12	Change	07.12	12.11
Rapeseed	ASX	Australia	Jan	573.18	552.73	20.45	550.04	510.13
	BCE	Hungary	Mar	583.87	580.44	3.42	556.58	-
	MATIF	France	Feb	640.05	643.35	-3.29	606.91	581.47
	WCE	Canada	Jan	561.40	568.26	-6.87	553.13	532.81
Soybean	CBOT	USA	Jan	476.19	478.54	-2.35	472.30	58.05
Soybean meal	CBOT	USA	Jan	377.21	377.87	-0.66	379.52	376.66
Soybean oil	CBOT	USA	Jan	1214.51	1222.44	-7.94	1186.07	1165.12
Sunseed	BCE	Hungary	Mar	661.71	657.84	3.88	638.15	638.74

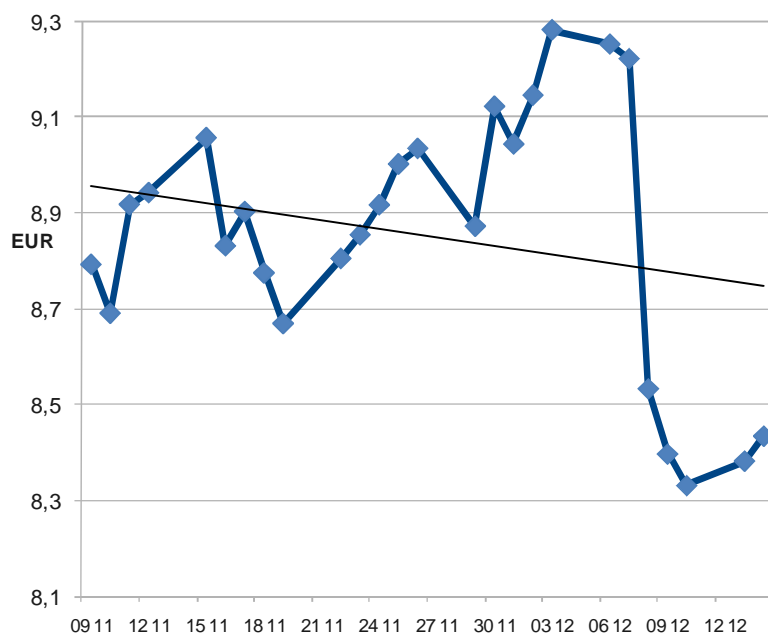
World vegoil prices. FOB					
Country	Commodity	December 14, 2010	Change	December 01, 2010	November 08, 2010
Rotterdam	Rapeseed oil, EUR/MT	1040 Feb/Apr	-	975 Feb/Apr	895 Feb/Apr 11
		1035 May/Jul	-	980 May/Jul	905 May/Jul 11
North Europe	Sun oil, USD/MT	1445 Jan/Mar	-	1420 Jan/Mar	1445 Jan/Mar
		1425 Apr/Jun	-	1380 Apr/Jun	1420 Apr/Jun 11
Ukraine	Sun oil, USD/MT	1350 seller	-	1310 seller	1350 seller
		1330 buyer Jan	-	1285 buyer Dec	1300 buyer Dec

\*including traders' margin

### UAIndex - A daily weighted average share index of listed Ukrainian agro holdings

On Tuesday December 14 the UAIndex grew slightly supported by the rising stock value of Kernel and Milkiland. Sugar futures grew and oil quotes declined that appeared to be a bullish factor.

On Tuesday the UAIndex grew by EUR 0.05 up to EUR 8.43.

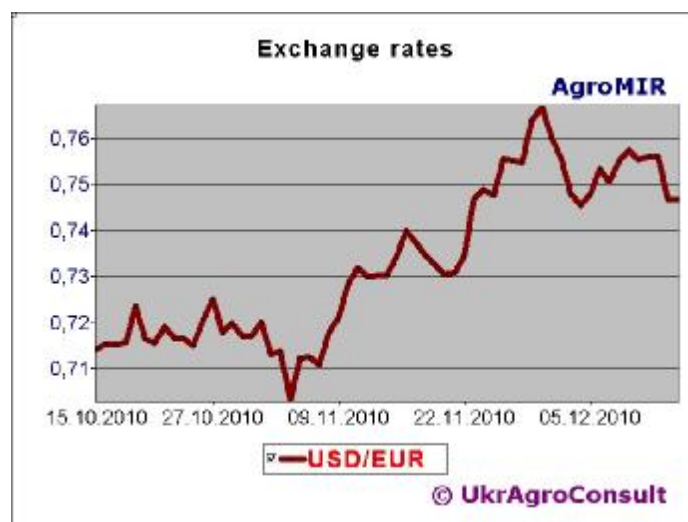


14.12.10	8.43	↑	+ 0.05
----------	------	---	--------

### Ukrainian National Bank Exchange Rates

Rate	December 10	December 13	December 14
UAH/USD	7.9514	7.9531	7.9531
UAH/EUR	10.5070	10.5331	10.5514

Interbank Exchange Rates. December 14	
1 USD /1 ARS (Argentine Peso)	3.98
1 USD /1 AUD (Australian Dollar)	1.01
1 USD /1 BRL (Brazilian Real)	1.71
1 USD /1 GBP (British Pound)	0.63
1 USD /1 BGL (Bulgarian Lev)	1.47
1 USD /1 CAD (Canadian Dollar)	1.01
1 USD /1 CNY (Chinese Yuan)	6.68
1 USD /1 EUR (Euro)	0.75
1 USD /1 HUF (Hungarian Forint)	209.12
1 USD /1 MYR (Malaysian Ringgit)	3.14



Tel. +380 44 451 46 34 multichannel  
 E-mail: [agro@ukragroconsult.org](mailto:agro@ukragroconsult.org)  
[www.ukragroconsult.com](http://www.ukragroconsult.com)  
[www.blackseagrains.net](http://www.blackseagrains.net)